




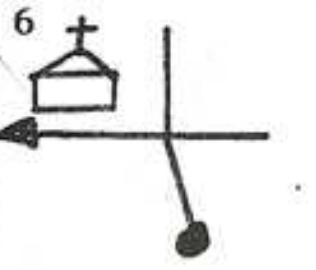



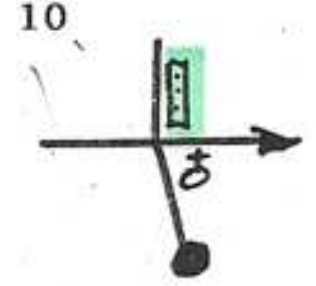

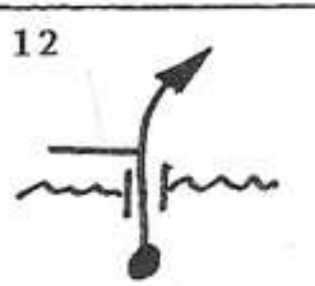

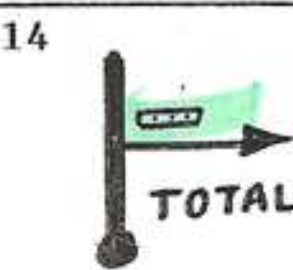
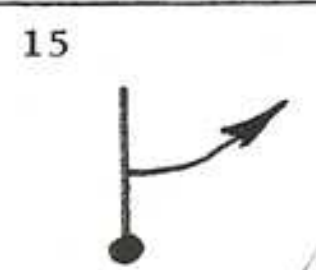


1  OS EN EZEL	2 	3 	4 	5  SLECHT ZICHT
6 	7 	8 	9 	10 
11 	12 	13 	14  TOTAL	15 

Après une succession de 10 cases de type boule-flèche, la situation 11 se distingue par l'absence de point d'origine (boule)... Il convient donc normalement de laisser à main droite 2 voies successives... avant d'aborder la case 12 à nouveau dessinée en boule-flèche.